



California Acute Care Hospital

Net Inpatient Revenue Per Patient Day Comparison

A review of state data on hospital net revenues in California
and the 10 counties in which Tenet has operations



Prepared by Tenet Healthcare Corporation
In association with Henry W. Zaretsky, Ph. D.
Henry W. Zaretsky & Associates, Inc.

February 4, 2003

Table of Contents

Introduction 3

The Study 4

Key Findings – California	5
Key Findings – County by County	5
Contra Costa County	5
Los Angeles County.....	6
Orange County	6
Riverside County	7
San Diego County.....	7
San Joaquin County	8
San Luis Obispo County	8
Santa Clara County	9
Shasta County	9
Stanislaus County.....	10
Overall Conclusion	10
Methodology.....	10
OSHPD Data	12

Inpatient Revenue at Tenet's California Hospitals

Introduction

Health care in California is in crisis. State and federal health care budgets are shrinking. Hospitals are closing emergency departments, facilities are being shuttered and administrators are grappling with how to overcome drastic budget shortfalls. Yet, many California hospitals owned by Tenet Healthcare Corporation¹ have been able to **expand** their patient-care programs, including facilities that serve some of the state's poorest communities.

For example, Tenet has expanded and rebuilt more emergency rooms in economically disadvantaged Latino neighborhoods than anyone else. In Southern California, where 35 percent of the company's patients are Latino, Tenet has expanded services in Latino communities at a time when many other hospitals – including public hospitals – have been shrinking their services. In fact, over the past three years, Tenet has spent more than \$300 million on service expansions serving these communities in Southern California. These have included new and refurbished emergency rooms, expanded OB/GYN services, enhanced newborn intensive care units, expanded cardiac services and much more. For California as a whole, Tenet is spending over \$300 million in expansion and service enhancements this year. This comes on the heels of more than \$250 million invested in California in fiscal 2002. **In the five years spanning fiscal 1999 to fiscal 2003, Tenet will have invested in excess of \$800 million in its California hospitals.** Tenet also has invested heavily in staffing, employee education programs and charity care.

Tenet's pricing strategies have been the subject of controversy in recent weeks. It has been alleged that Tenet's gross charges are disproportionately driving up the cost of health care in California. This is simply not true. *Gross charges do not accurately reflect the amount that hospitals are actually paid for the services they provide.*

For example, government programs like Medicare and Medicaid have set reimbursement rates mandated under each program that bear no resemblance or relationship to gross charges. In certain select cases, gross charges are used to calculate Medicare reimbursement for hospitals when the cost of providing care exceeds certain thresholds. In the case of managed care, sophisticated negotiators from both hospitals and managed care companies sometimes use gross charges in their negotiations when establishing contracts that offer discounted rates to their members. Some patient groups, like the uninsured, do not benefit from the discounted rates offered under Medicare and managed care, and are charged for care at the full gross charge rate. Recognizing the anomaly that patients least able to afford them may be faced with the industry's highest rates, Tenet recently introduced an industry first – a proposal, subject to federal

¹ All references to "Tenet" and the "company" mean Tenet and its consolidated subsidiaries

regulatory approval – that would provide the uninsured with access to discounts at rates similar to certain negotiated managed care rates.

Tenet, with guidance and assistance from Henry Zaretsky, Ph.D., health economist and a former director of the Office of Statewide Health Planning and Development (OSHPD), has carefully reviewed net inpatient revenue per patient day for every acute care hospital in California. Net revenue measures what hospitals actually receive. It is calculated by subtracting from gross revenue all deductions, including discounts mandated by public payors and negotiated with managed-care organizations, and bad debts and charity. Net inpatient revenues are generated from a complex array of influencing factors, including the degree of local competition, the services provided by the hospital, the relative negotiating leverage between the payor and the hospital, the hospital's overall cost of providing care and various regulatory constraints.

According to Dr. Zaretsky, use of net inpatient revenue per patient day is a reasonable and accurate way to compare hospital prices in California. In fact, net inpatient revenue per patient day is the most frequent measure used when negotiating managed care contracts, the largest payor source for the state's acute care hospitals.

This study shows that Tenet hospitals in California as a whole have net inpatient revenues per patient day slightly below the California average for acute care hospitals.

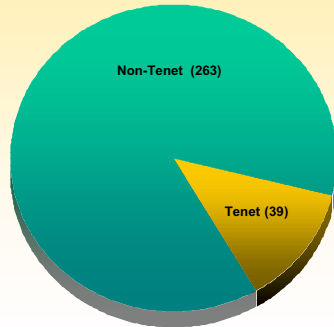
THE STUDY

This study uses 2001 data supplied to the Office of Statewide Health Planning and Development (OSHPD). This is the most complete and uniform publicly available financial data, and the only publicly available data that permits hospitals to compare themselves to other hospitals in California. The statistics are self-reported and not audited.

Tenet owned 39 acute care hospitals in California in 2001. In addition to a side-by-side comparison of net inpatient revenue per patient day for every acute care hospital in the state, this study includes – for reference only – a comparison of each hospital's case mix index (CMI). The CMI is a measure of complexity of care provided at the facility. A more detailed explanation of this CMI calculation is contained in the section entitled "Methodology." The methodology section also explains the definition of "acute-care hospital" used here – hospitals with at least 50 percent of their patient days classified as acute, as opposed to long-term-care, psychiatric or rehabilitation.

KEY FINDINGS – CALIFORNIA

All California Acute Care Hospitals 2001



For 2001, in California overall, net inpatient revenue per patient day at Tenet’s 39 acute care hospitals was \$1,672, compared to the California average for all hospitals of \$1,683. The difference was \$11, or less than 1 percent of the California average net inpatient revenue per patient day. The 2001 California statewide median net inpatient revenue per patient day for all 302 acute care hospitals was \$1,501. By

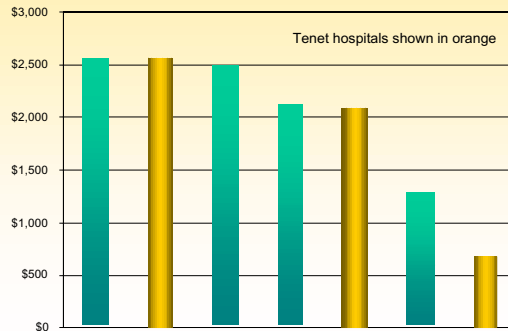
comparison, of the 39 hospitals owned by Tenet at the time, 18 were either at or below the statewide median.

KEY FINDINGS – COUNTY BY COUNTY

Contra Costa County

Tenet operated three of the seven acute care hospitals in Contra Costa County in 2001. Mt. Diablo Medical Center, a non-profit hospital operated by Mt. Diablo Health System, and Tenet’s San Ramon Regional Medical Center both received the most net inpatient revenue per patient day – \$2,571 – in the county. This was \$85, or 3 percent, more net inpatient revenue per patient day than the next-highest hospital, Mt. Diablo Health System’s John Muir Medical Center.

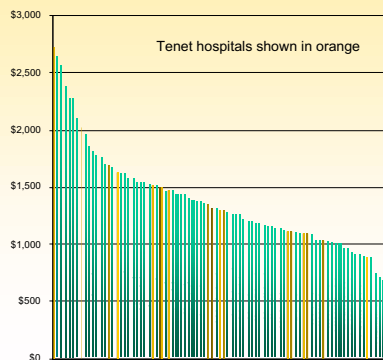
Contra Costa County Acute Care Hospitals Net Inpatient Revenue Per Patient Day



County-wide, the three Tenet hospitals received approximately 5 percent (\$107) less net inpatient revenue per patient day than the county average.

Los Angeles County

**Los Angeles County Acute Care Hospitals
Net Inpatient Revenue Per Patient Day**



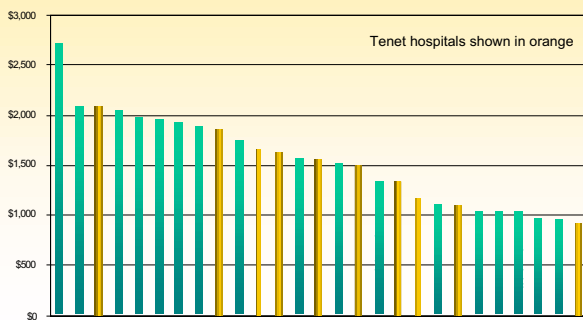
Tenet operated 17 of the 84 acute care hospitals in Los Angeles County in 2001. Tenet's USC University Hospital received the most net inpatient revenue per patient day, \$2,722. UCLA Medical Center, a non-profit hospital operated by the University of California, ranked second with \$2,647. Both of these hospitals are teaching hospitals, offering highly sophisticated services that generate higher revenues and higher costs.

County-wide, the 17 Tenet hospitals received an average 2 percent (\$35) less net inpatient revenue per patient day than the county average.

Orange County

Tenet operated 10 of the 27 acute care hospitals in Orange County in 2001. Children's Hospital of Orange County, a non-profit, independently operated hospital, received the most net

**Orange County Acute Care Hospitals
Net Inpatient Revenue Per Patient Day**

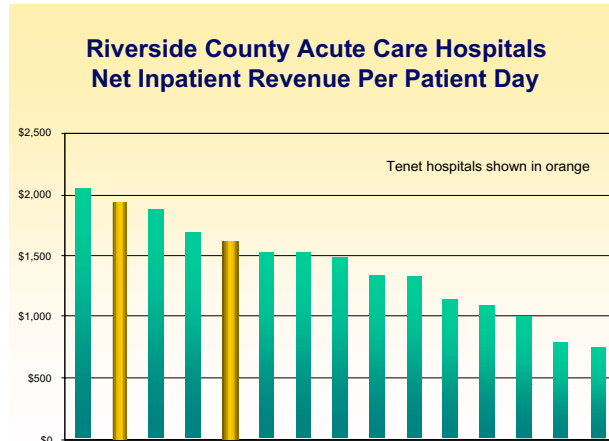


inpatient revenue per patient day, \$2,711. Tenet's Western Medical Center – Santa Ana, by comparison, ranked third with \$2,077, or 30 percent lower than CHOC.

County-wide, the 10 Tenet hospitals received an average of 11 percent (\$193) less net inpatient revenue per patient day than the county average.

Riverside County

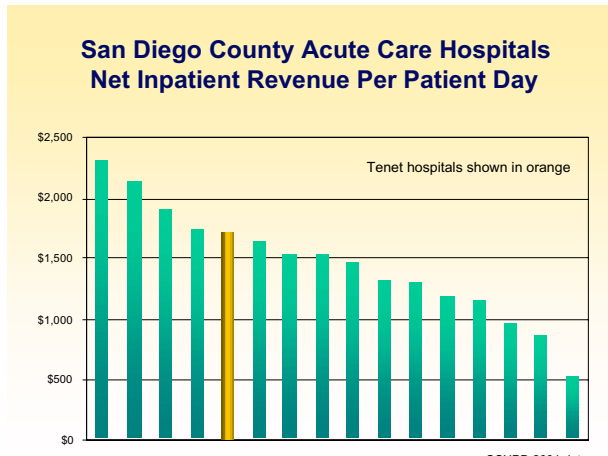
Tenet operated two of the 15 acute care hospitals in Riverside County in 2001. Rancho Springs Medical Center, an investor-owned hospital operated by Universal Health Systems, Inc., received the most net inpatient revenue per patient day, \$2,053. Tenet's Desert Regional Medical Center ranked second with \$1,924.



County-wide, the two Tenet hospitals, Desert Regional Medical Center in Palm Springs and JFK Memorial Hospital in Indio, received 27 percent (\$396) more net inpatient revenue per patient day than the county average. However, when comparing Desert Regional Medical Center to its major competitor, Eisenhower Regional Medical Center, Desert Regional Medical Center received only 2 percent (\$43) more than Eisenhower, and JFK Memorial Hospital received 14 percent (\$273) less than Eisenhower.

County-wide, the two Tenet hospitals received 27 percent (\$396) more net inpatient revenue per patient day than the county average.

San Diego County



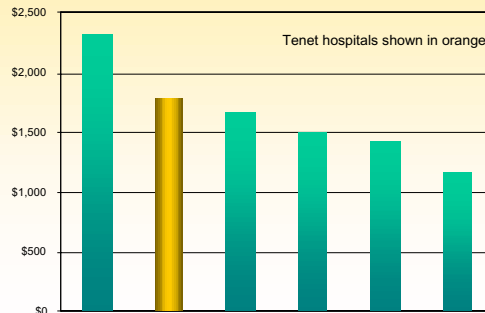
Tenet operated one of the 16 acute care hospitals in San Diego County in 2001. University of California San Diego Medical Center, a non-profit hospital operated by the University of California, received the most net inpatient revenue per patient day, \$2,315. Tenet's Alvarado Hospital Medical Center ranked fifth with \$1,716, or 35 percent (\$599) lower than UCSD Medical Center.

County-wide, the one Tenet hospital received 11 percent (\$174) more net inpatient revenue per patient day than the county average.

San Joaquin County

Tenet operated one of the six acute care hospitals in San Joaquin County in 2001. Sutter Tracy Community Hospital, a non-profit hospital operated by Sutter Health, received the most net inpatient revenue per patient day, \$2,313. Tenet's Doctors Hospital of Manteca ranked second with \$1,780, or 30 percent lower than Sutter Tracy Community Hospital.

San Joaquin County Acute Care Hospitals Net Inpatient Revenue Per Patient Day

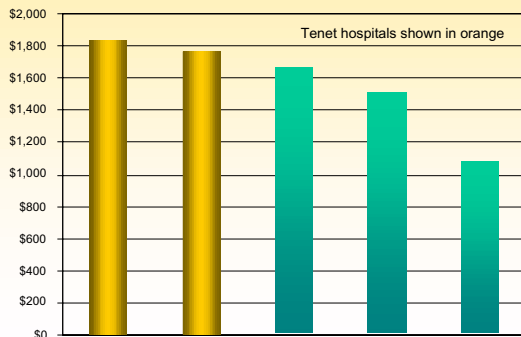


County-wide, the one Tenet hospital received 18 percent (\$269) more net inpatient revenue per patient day than the county average.

San Luis Obispo County

Tenet operated two of the five acute care hospitals in San Luis Obispo County in 2001.

San Luis Obispo County Acute Care Hospitals Net Inpatient Revenue Per Patient Day



Tenet's Sierra Vista Hospital and Twin Cities Community Hospital received the most net inpatient revenue per patient day, \$1,826 and \$1,759, respectively. San Luis Obispo General Hospital ranked third with \$1,664. Sierra Vista received 9 percent (\$162) more than San Luis Obispo General, and Twin Cities received 5 percent (\$95) more.

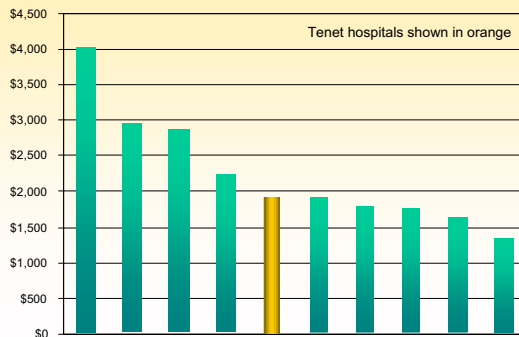
County-wide, the two Tenet hospitals received 8 percent (\$121.31) more net inpatient revenue per patient day than the county average.

Santa Clara County

Tenet operated one of the 10 acute care hospitals in Santa Clara County in 2001. Stanford University Hospital, a non-profit hospital operated by Stanford University, received the most net inpatient revenue per patient day, \$4,006. Tenet's Community Hospital of Los Gatos ranked fifth with \$1,903, less than half of what Stanford received.

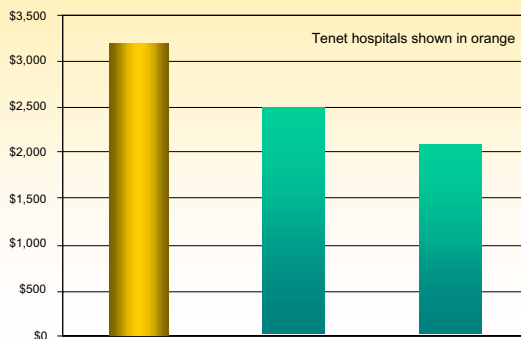
County-wide, the one Tenet hospital received 25 percent (\$621) less net inpatient revenue per patient day than the county average.

**Santa Clara County Acute Care Hospitals
Net Inpatient Revenue Per Patient Day**



Shasta County

**Shasta County Acute Care Hospitals
Net Inpatient Revenue Per Patient Day**

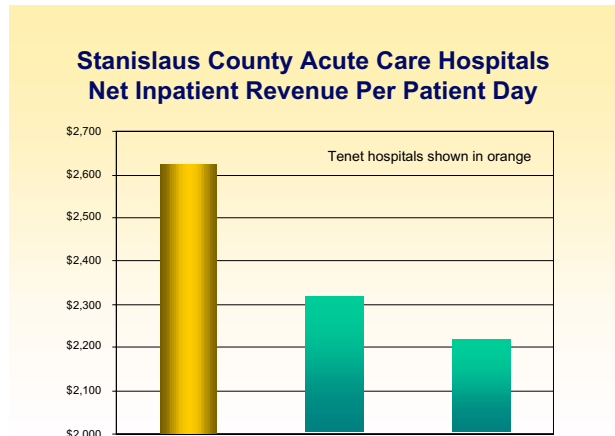


Tenet operated one of the three acute care hospitals in Shasta County in 2001. Tenet's Redding Medical Center, received the most net inpatient revenue per patient day, \$3,182.

County-wide, the one Tenet hospital received 22 percent (\$689) more net inpatient revenue per patient day than the county average.

Stanislaus County

Tenet operated one of the five acute care hospitals in Stanislaus County in 2001. Tenet's Doctors Medical Center of Modesto received the most net inpatient revenue per patient day, \$2,623. Doctors Medical Center received 16 percent (\$408) more revenue than its main competitor, Memorial Hospital of Modesto, which received \$2,215. Doctors Medical Center is a regional referral and trauma center.



County-wide, the one Tenet hospital received 6 percent (\$158) more net inpatient revenue per patient day than the county average.

OVERALL CONCLUSION

Only 8 of Tenet's 39 hospitals are in counties where Tenet had a higher net inpatient revenue per patient day than the county average.

The net revenue per patient day received by Tenet's acute care hospitals in California is no higher than the net revenue per patient day received by all hospitals in the state of California.

METHODOLOGY

Acute Care Hospitals

This study used data from OSHPD's 2001 Hospital Annual Financial Disclosure Report. This is the most complete and uniform publicly available financial data. The statistics are self-reported and not audited. For comparability, the study defined "acute care hospital" as any facility where 50 percent or more of the total number of patient days were classified as acute care. This removed hospitals where 50 percent or more of the total number of patient days were assigned to Psychiatric Care, Chemical Dependency Care, Rehabilitation Care, Long-Term Care and Residential Care. Long term acute care hospitals (those with lengths of stay over 30 days) were also eliminated. In addition, hospitals classified as "non-comparable" by OSHPD, such as Kaiser and Shriners hospitals, were excluded.

Net Revenue

Net revenue is defined by OSHPD as the gross revenue minus deductions and discounts, such as deductions mandated by Medicare and Medi-Cal payment formulas; bad debts and charity; and discounts negotiated with managed-care organizations. Net revenues in this report incorporate the amount of revenue generated from all payors, including reimbursements from Medicare and other government payors, commercial payors (HMOs, etc.) and private pay (self-pay uninsured).

Net Inpatient Revenue Per Patient Day

The study identified net inpatient revenue per patient day for each hospital, as calculated by OSHPD using the following formula:

$$\frac{\text{Gross Inpatient Revenue}}{\text{Gross Patient Revenue}} \quad \times \quad \frac{\text{Net Patient Revenue}}{\text{Patient Days (excluding nursery)}}$$

Case Mix Index

The complexity of care provided by a hospital is measured by its case mix index (CMI). For this study, an all-payor case mix index was calculated in the following manner. Using the OSHPD discharge database for calendar year 2000, the most current available, patients were grouped into diagnosis related groups (DRGs) defined by Medicare. Each DRG was weighted using weights calculated by the Medicare program intended to reflect the relative complexity of each DRG. For each hospital, this index was calculated by taking the number of discharges in each DRG multiplied by the DRG weight and then totaled, and then divided by the hospital's total number of discharges.

The higher the CMI, the more complex the patient mix for a particular hospital. This index was calculated for every hospital and provided in this report for illustrative purposes only. It was not used in any calculation regarding net inpatient revenue per patient day because the latest data on which the CMI could be calculated was from the year 2000, while the financial data covers 2001.

ALL CALIFORNIA ACUTE CARE HOSPITALS
2001 OSHPD DATA

#	HOSPITAL NAME	TYPE	OWNER	BED SIZE	ALL PAYOR CMI	NET IP REV/DAY
1	MAMMOTH HOSPITAL	DISTRICT	SOUTHERN MONO HEALTH CARE DISTRICT	1-49	0.9211	\$4,807
2	STANFORD UNIVERSITY HOSPITAL	NON-PROFIT	STANFORD UNIVERSITY MEDICAL CENTER	300-499	1.8020	4,006
3	UNIVERSITY OF CALIFORNIA DAVIS MED CTR	NON-PROFIT	REGENTS OF THE UNIVERSITY OF CALIFORNIA	500+	1.4253	3,673
4	UCSF MEDICAL CENTER	NON-PROFIT	REGENTS OF THE UNIVERSITY OF CALIFORNIA	500+	1.7253	3,386
5	FRESNO SURGERY CENTER	INVESTOR	FSC HOSPITAL LLC & FSC HEALTH INC.	1-49	1.3781	3,192
6	REDDING MEDICAL CENTER	INVESTOR	TENET HEALTHCARE	200-299	1.8969	3,182
7	SANTA CLARA VALLEY MEDICAL CENTER	CITY / COUNTY	COUNTY OF SANTA CLARA	500+	1.1184	2,935
8	LUCILE S PACKARD CHLDNRN HOSP AT STANFORD	NON-PROFIT	STANFORD UNIVERSITY MEDICAL CENTER	200-299	1.1241	2,863
9	NORTHERN INYO HOSPITAL	DISTRICT	NORTHERN INYO COUNTY LOCAL HOSPITAL DISTRICT	1-49	1.1348	2,852
10	COMMUNITY HOSPITAL OF MONTEREY PENINSULA	NON-PROFIT	COMMUNITY HOSPITAL FOUNDATION	150-199	1.1105	2,754
11	USC UNIVERSITY HOSPITAL	INVESTOR	TENET HEALTHCARE	200-299	1.9536	2,722
12	SALINAS VALLEY MEMORIAL HOSPITAL	DISTRICT	SALINAS VALLEY MEMORIAL HOSPITAL DISTRICT	150-199	1.4107	2,715
13	CHILDREN'S HOSPITAL OF ORANGE COUNTY	NON-PROFIT	CHILDREN'S HOSPITAL OF ORANGE COUNTY	150-199	1.1316	2,711
14	VACA VALLEY HOSPITAL	NON-PROFIT	NORTHBAY MEDICAL GROUP	50-99	1.0699	2,660
15	UCLA MEDICAL CENTER	NON-PROFIT	REGENTS OF THE UNIVERSITY OF CALIFORNIA	500+	1.7649	2,647
16	DOCTORS MEDICAL CENTER	INVESTOR	TENET HEALTHCARE	300-499	1.4210	2,623
17	MT DIABLO MEDICAL CENTER	NON-PROFIT	MT. DIABLO HEALTH SYSTEM	200-299	1.5022	2,571
18	SAN RAMON REGIONAL MEDICAL CENTER	INVESTOR	TENET HEALTHCARE	100-149	1.4015	2,571
19	CITY OF HOPE NATIONAL MEDICAL CENTER	NON-PROFIT	CITY OF HOPE NATIONAL MEDICAL CENTER	150-199	2.2402	2,568
20	SUTTER ROSEVILLE MEDICAL CENTER	NON-PROFIT	SUTTER HEALTH	150-199	1.1422	2,507
21	PATIENT'S HOSPITAL OF REDDING	INVESTOR	JAMES D. TATE MD	1-49	1.2824	2,493
22	JOHN MUIR MEDICAL CENTER	NON-PROFIT	MT. DIABLO HEALTH SYSTEM	300-499	1.2415	2,486
23	USC KENNETH NORRIS JR. CANCER HOSPITAL*	NON-PROFIT	UNIVERSITY OF SOUTHERN CALIFORNIA	50-99	1.5861	2,377
24	MARIN GENERAL HOSPITAL	NON-PROFIT	MARIN HEALTH SYSTEMS INC.	200-299	1.1961	2,362
25	STANISLAUS SURGICAL HOSPITAL	INVESTOR	STANISLAUS SURGICAL HOSPITAL	1-49	1.2637	2,320
26	UNIVERSITY OF CALIF-SAN DIEGO MED CTR	NON-PROFIT	REGENTS OF THE UNIVERSITY OF CALIFORNIA	500+	1.3414	2,315
27	SUTTER TRACY COMMUNITY HOSPITAL	NON-PROFIT	SUTTER HEALTH	50-99	0.9873	2,313
28	CHILDREN'S HOSPITAL MED CTR OF NO CAL	NON-PROFIT	CHILDREN'S HOSPITAL MEDICAL CENTER OF NORTHERN CALIFORNIA	200-299	1.0182	2,286
29	ORTHOPAEDIC HOSPITAL	NON-PROFIT	L.A. ORTHOPAEDIC HOSP. FOUNDATION	100-149	1.3198	2,273
30	CEDARS-SINAI MEDICAL CENTER	NON-PROFIT	CEDARS-SINAI MEDICAL CENTER	500+	1.3239	2,271
31	SUTTER DAVIS HOSPITAL	NON-PROFIT	SUTTER HEALTH	1-49	1.0010	2,257
32	SAN JOSE MEDICAL CENTER	INVESTOR	HCA - THE HEALTHCARE COMPANY	300-499	1.4550	2,223
33	MEMORIAL HOSPITAL MODESTO	NON-PROFIT	MEMORIAL HOSPITALS ASSOCIATION	300-499	1.2769	2,215
34	VALLEY CHILDREN'S HSP & GUIDANCE CLINIC	NON-PROFIT	VALLEY CHILDREN'S HOSPITAL	200-299	1.2151	2,210
35	WOODLAND MEMORIAL HOSPITAL	NON-PROFIT	WOODLAND MEMORIAL HOSPITAL	100-149	1.0782	2,199
36	WASHINGTON HOSPITAL - FREMONT	DISTRICT	WASHINGTON TOWNSHIP HEALTH CARE DISTRICT	200-299	1.1801	2,197
37	NORTH BAY MEDICAL CENTER	NON-PROFIT	NORTHBAY MEDICAL GROUP	100-149	0.9689	2,172
38	LOMA LINDA UNIVERSITY MEDICAL CENTER	NON-PROFIT	LOMA LINDA UNIVERSITY ADVENTIST HEALTH SCIENCES CENTER	500+	1.4555	2,168
39	MENLO PARK SURGICAL HOSPITAL	INVESTOR	KINDRED HEALTHCARE	1-49	0.9917	2,159
40	MERCY GENERAL HOSPITAL	NON-PROFIT	CATHOLIC HEALTHCARE WEST	300-499	1.7808	2,154
41	SCRIPPS GREEN HOSPITAL	NON-PROFIT	SCRIPPS HEALTH	150-199	1.7505	2,134
42	SUTTER DELTA MEDICAL CENTER	NON-PROFIT	SUTTER HEALTH	100-149	1.0782	2,125
43	CHILDREN'S HOSPITAL OF LOS ANGELES	NON-PROFIT	CHILDRENS HOSPITAL LOS ANGELES	300-499	1.4836	2,093
44	MERCY MEDICAL CENTER-REDDING	NON-PROFIT	CATHOLIC HEALTHCARE WEST	200-299	1.3951	2,088
45	UNIVERSITY OF CALIFORNIA IRVINE MED CTR	NON-PROFIT	REGENTS OF THE UNIVERSITY OF CALIFORNIA	300-499	1.3479	2,082
46	DOCTORS MEDICAL CENTER - SAN PABLO	INVESTOR	TENET HEALTHCARE	200-299	1.3505	2,081
47	WESTERN MEDICAL CENTER-SANTA ANA	INVESTOR	TENET HEALTHCARE	200-299	1.2791	2,077
48	SUTTER SOLANO MEDICAL CENTER	NON-PROFIT	SUTTER HEALTH	100-149	1.0235	2,059
49	MERCY HOSPITAL - FOLSOM	NON-PROFIT	CATHOLIC HEALTHCARE WEST	50-99	0.9944	2,056
50	RANCHO SPRINGS MEDICAL CENTER	INVESTOR	UNIVERSAL HEALTH SYSTEMS INC	50-99	1.0466	2,053
51	CALIFORNIA PACIFIC MEDICAL CENTER	NON-PROFIT	CALIFORNIA PACIFIC MEDICAL CENTER	500+	1.1877	2,044
52	SEQUOIA HOSPITAL	NON-PROFIT	CATHOLIC HEALTHCARE WEST	300-499	1.4580	2,043
53	HOAG MEMORIAL HOSPITAL PRESBYTERIAN	NON-PROFIT	HOAG MEMORIAL HOSPITAL PRESBYTERIAN	300-499	1.2791	2,039
54	PLUMAS DISTRICT HOSPITAL	DISTRICT	PLUMAS HOSPITAL DISTRICT	1-49	0.9308	2,027
55	ENCINO TARZANA RGNL MC - TARZANA	INVESTOR	TENET HEALTHCARE	200-299	1.1623	2,025
56	MERCY SAN JUAN HOSPITAL	NON-PROFIT	CATHOLIC HEALTHCARE WEST	200-299	1.2620	1,996
57	SADDLEBACK MEMORIAL MEDICAL CENTER	NON-PROFIT	MEMORIAL HEALTH SERVICES	200-299	1.1684	1,974
58	ST. JOHN'S HOSPITAL AND HEALTH CENTER	NON-PROFIT	SISTERS OF CHARITY OF LEAVENWORTH/HLTH SVCS CORP	200-299	1.4406	1,962
59	CHILDREN'S HOSPITAL AT MISSION	NON-PROFIT	CHILDREN'S HOSPITAL AT MISSION	1-49	0.9811	1,947

#	HOSPITAL NAME	TYPE	OWNER	BED SIZE	ALL PAYOR CMI	NET IP REV/DAY
60	REDBUD COMMUNITY HOSPITAL	NON-PROFIT	ADVENTIST HEALTH SYSTEM	1-49	1.1644	1,945
61	DESERT REGIONAL MEDICAL CENTER	INVESTOR	TENET HEALTHCARE	300-499	1.2372	1,924
62	ST. JOSEPH HOSPITAL - ORANGE	NON-PROFIT	ST. JOSEPH HOSPITAL	300-499	1.1731	1,913
63	SUTTER AUBURN FAITH HOSPITAL	NON-PROFIT	SUTTER HEALTH	100-149	1.0710	1,908
64	COMMUNITY HOSPITAL OF LOS GATOS	INVESTOR	TENET HEALTHCARE	100-149	1.1917	1,903
65	CHILDREN'S HOSPITAL - SAN DIEGO	NON-PROFIT	CHILDREN'S HOSPITAL & HEALTH CENTER	300-499	1.2063	1,901
66	GOOD SAMARITAN HOSPITAL	INVESTOR	HCA - THE HEALTHCARE COMPANY	300-499	1.1985	1,899
67	SANTA BARBARA COTTAGE HOSPITAL	NON-PROFIT	SANTA BARBARA COTTAGE HOSPITAL	300-499	1.3465	1,898
68	VALLEY MEMORIAL HOSPITAL	NON-PROFIT	THE HOSPITAL COMMITTEE FOR THE LIVERMORE-PLEASANTON AREAS	150-199	1.0804	1,896
69	BAKERSFIELD HEART HOSPITAL	INVESTOR	MEDCATH INC.	1-49	1.8663	1,891
70	MISSION HOSPITAL REGIONAL MEDICAL CENTER	NON-PROFIT	ST. JOSEPH HEALTH SYSTEM	200-299	1.1761	1,882
71	EISENHOWER MEDICAL CENTER	NON-PROFIT	EISENHOWER MEMORIAL HOSPITAL	200-299	1.4045	1,881
72	CLOVIS COMMUNITY HOSPITAL	NON-PROFIT	COMMUNITY MEDICAL CENTERS	100-149	1.0594	1,863
73	SUTTER LAKESIDE HOSPITAL	NON-PROFIT	SUTTER HEALTH	50-99	1.0920	1,861
74	PLACENTIA-LINDA COMMUNITY HOSPITAL	INVESTOR	TENET HEALTHCARE	100-149	0.9474	1,848
75	ST. VINCENT MEDICAL CENTER	NON-PROFIT	CATHOLIC HEALTHCARE WEST	300-499	1.6856	1,848
76	NOVATO COMMUNITY HOSPITAL	NON-PROFIT	SUTTER HEALTH	1-49	1.1324	1,845
77	LOS ROBLES REGIONAL MED CTR	INVESTOR	HCA - THE HEALTHCARE COMPANY	200-299	1.3073	1,844
78	SIERRA VISTA REGIONAL MEDICAL CENTER	INVESTOR	TENET HEALTHCARE	150-199	1.2053	1,826
79	CENTRAL VALLEY GENERAL HOSPITAL	INVESTOR	PACIFIC LIVING CENTERS	1-49	0.8105	1,812
80	LAC/MARTIN LUTHER KING JR/DREW MED CTR	CITY / COUNTY	LOS ANGELES COUNTY	500+	1.0949	1,798
81	DOCTORS HOSPITAL OF MANTECA	INVESTOR	TENET HEALTHCARE	50-99	1.0257	1,780
82	O'CONNOR HOSPITAL	NON-PROFIT	CATHOLIC HEALTHCARE WEST	300-499	1.1435	1,770
83	TRI-CITY REGIONAL MEDICAL CENTER	NON-PROFIT	TRI-CITY REGIONAL MEDICAL CENTER	100-149	1.1869	1,764
84	EL CAMINO HOSPITAL	NON-PROFIT	EL CAMINO HOSPITAL DISTRICT	300-499	1.1279	1,761
85	TWIN CITIES COMMUNITY HOSPITAL	INVESTOR	TENET HEALTHCARE	50-99	1.1792	1,759
86	LAC/HARBOR+UCLA MEDICAL CTR	CITY / COUNTY	LOS ANGELES COUNTY	500+	1.1388	1,753
87	SCRIPPS MERCY HOSPITAL	NON-PROFIT	SCRIPPS HEALTH	500+	1.3254	1,750
88	MARK TWAIN ST. JOSEPH'S HOSPITAL	NON-PROFIT	MARK TWAIN ST. JOSEPH'S HEALTHCARE CORPORATION	50-99	1.0740	1,747
89	GLENN MEDICAL CENTER	NON-PROFIT	ENLOE HEALTH SYSTEM	1-49	0.9234	1,747
90	ORANGE COAST MEMORIAL MEDICAL CENTER	NON-PROFIT	MEMORIAL HEALTH SERVICES	200-299	1.1658	1,744
91	COMMUNITY MEDICAL CENTER - FRESNO	NON-PROFIT	COMMUNITY MEDICAL CENTERS	500+	1.2355	1,739
92	SAN ANTONIO COMMUNITY HOSPITAL	NON-PROFIT	SAN ANTONIO COMMUNITY HOSPITAL	200-299	1.1103	1,732
93	SUTTER WARRACK HOSPITAL	NON-PROFIT	SUTTER HEALTH	50-99	1.2673	1,731
94	ST. AGNES MEDICAL CENTER	NON-PROFIT	TRINITY HEALTH	300-499	1.3859	1,719
95	ALVARADO HOSPITAL MEDICAL CENTER	INVESTOR	TENET HEALTHCARE	300-499	1.3917	1,716
96	WATSONVILLE COMMUNITY HOSPITAL	INVESTOR	COMMUNITY HEALTH SYSTEM INC.	100-149	1.0046	1,715
97	ALAMEDA COUNTY MEDICAL CENTER	CITY / COUNTY	ALAMEDA COUNTY	300-499	1.0076	1,700
98	COAST PLAZA DOCTORS HOSPITAL	INVESTOR	COAST PLAZA DOCTORS HOSPITAL	100-149	0.9501	1,699
99	QUEEN OF THE VALLEY HOSP	NON-PROFIT	QUEEN OF THE VALLEY HOSPITAL	150-199	1.3717	1,694
100	RIVERSIDE COUNTY REGIONAL MED CTR	CITY / COUNTY	COUNTY OF RIVERSIDE	300-499	1.0054	1,689
101	CENTINELA HOSPITAL MEDICAL CENTER	INVESTOR	TENET HEALTHCARE	300-499	1.1861	1,683
102	LONG BEACH MEMORIAL MEDICAL CENTER	NON-PROFIT	MEMORIAL HEALTH SERVICES	500+	1.2100	1,665
103	ARROWHEAD REGIONAL MEDICAL CENTER	CITY / COUNTY	SAN BERNARDINO COUNTY	300-499	1.1325	1,665
104	SAN LUIS OBISPO GENERAL HOSPITAL	CITY / COUNTY	COUNTY OF SAN LUIS OBISPO	50-99	0.8891	1,664
105	RIDGECREST REGIONAL HOSPITAL	NON-PROFIT	RIDGECREST REGIONAL HOSPITAL	50-99	0.9647	1,663
106	SAN JOAQUIN GENERAL HOSPITAL	CITY / COUNTY	SAN JOAQUIN COUNTY	200-299	1.0514	1,660
107	FRANK R HOWARD MEMORIAL HOSPITAL	NON-PROFIT	WESTERN HEALTH RESOURCES	1-49	1.2179	1,650
108	SUTTER MEDICAL CENTER - SACRAMENTO	NON-PROFIT	SUTTER HEALTH	500+	1.3829	1,643
109	SCRIPPS MEMORIAL HOSPITAL - LA JOLLA	NON-PROFIT	SCRIPPS HEALTH	300-499	1.6047	1,642
110	SANTA ANA HOSPITAL MEDICAL CENTER	INVESTOR	TENET HEALTHCARE	50-99	0.7266	1,638
111	REGIONAL MEDICAL CENTER OF SAN JOSE	INVESTOR	COLUMBIA HCA	200-299	1.0078	1,634
112	SUMMIT MEDICAL CENTER	NON-PROFIT	SUTTER HEALTH	500+	1.2891	1,618
113	SUTTER MATERNITY & SURGERY CENTER	NON-PROFIT	SUTTER HEALTH	1-49	0.9484	1,617
114	ENLOE MEDICAL CENTER-ESPLANADE CAMPUS	NON-PROFIT	ENLOE HEALTH SYSTEM	300-499	1.2965	1,615
115	CHINESE HOSPITAL	NON-PROFIT	CHINESE HOSPITAL ASSOCIATION	50-99	1.3110	1,613
116	GARFIELD MEDICAL CENTER	INVESTOR	TENET HEALTHCARE	200-299	1.1483	1,612
117	IRVINE MEDICAL CENTER	INVESTOR	TENET HEALTHCARE	150-199	0.9641	1,612
118	NORTHBRIDGE HOSPITAL MEDICAL CENTER	NON-PROFIT	CATHOLIC HEALTHCARE WEST	300-499	1.1589	1,611
119	NATIVIDAD MEDICAL CENTER	CITY / COUNTY	COUNTY OF MONTEREY	150-199	0.8702	1,611
120	FAIRCHILD MEDICAL CENTER	NON-PROFIT	FAIRCHILD MEDICAL CENTER	1-49	1.0936	1,610
121	CALIFORNIA HOSPITAL MEDICAL CENTER	NON-PROFIT	CATHOLIC HEALTHCARE WEST	300-499	0.9454	1,609
122	NOVATO COMMUNITY HOSPITAL	NON-PROFIT	SUTTER HEALTH	50-99	1.1324	1,609
123	JOHN F. KENNEDY MEMORIAL HOSPITAL	INVESTOR	TENET HEALTHCARE	100-149	0.9314	1,608

#	HOSPITAL NAME	TYPE	OWNER	BED SIZE	ALL PAYOR CMI	NET IP REV/DAY
124	ST. JOSEPH HOSPITAL - EUREKA	NON-PROFIT	ST. JOSEPH HEALTH SYSTEM	200-299	1.3774	1,606
125	BARSTOW COMMUNITY HOSPITAL	INVESTOR	COMMUNITY HEALTH SYSTEM INC.	50-99	1.0490	1,603
126	ST. ELIZABETH COMMUNITY HOSPITAL	NON-PROFIT	CATHOLIC HEALTHCARE WEST	50-99	1.0167	1,603
127	HANFORD COMMUNITY HOSPITAL	NON-PROFIT	ADVENTIST HEALTH SYSTEM	50-99	1.1752	1,601
128	COMMUNITY MEM HOSP - SAN BUENAVENTURA	NON-PROFIT	COMMUNITY MEMORIAL HOSPITAL	200-299	1.2692	1,586
129	SUTTER COAST HOSPITAL	NON-PROFIT	SUTTER HEALTH	50-99	1.0586	1,581
130	ALTA BATES MED CTR-ASHBY CAMPUS	NON-PROFIT	SUTTER HEALTH	500+	1.1525	1,580
131	PACIFIC HOSPITAL OF LONG BEACH	INVESTOR	PACIFIC HOSPITAL OF LONG BEACH	150-199	1.0805	1,570
132	ANAHEIM MEMORIAL MEDICAL CENTER	NON-PROFIT	MEMORIAL HEALTH SERVICES	200-299	1.1875	1,568
133	LAC/USC MEDICAL CENTER	CITY / COUNTY	LOS ANGELES COUNTY	500+	1.1640	1,564
134	SANTA ROSA MEMORIAL HOSPITAL	NON-PROFIT	SANTA ROSA MEMORIAL HOSPITAL	300-499	1.4973	1,556
135	FOUNTAIN VALLEY RGNL HOSP & MC-EUCLID	INVESTOR	TENET HEALTHCARE	300-499	1.1453	1,546
136	TORRANCE MEMORIAL MEDICAL CENTER	NON-PROFIT	TORRANCE HOSPITAL ASSOCIATION	300-499	1.1629	1,542
137	SCRIPPS MEMORIAL HOSPITAL - ENCINITAS	NON-PROFIT	SCRIPPS HEALTH	100-149	1.1799	1,541
138	SHARP MEMORIAL HOSPITAL	NON-PROFIT	SAN DIEGO HOSPITAL ASSOCIATION	300-499	1.5835	1,541
139	ST. JOHN'S REGIONAL MEDICAL CENTER	NON-PROFIT	CATHOLIC HEALTHCARE WEST	200-299	1.2150	1,540
140	POMONA VALLEY HOSPITAL MEDICAL CENTER	NON-PROFIT	POMONA VALLEY HOSPITAL MEDICAL CENTER	300-499	1.1875	1,540
141	WEST HILLS HOSPITAL & MEDICAL CENTER	INVESTOR	COLUMBIA HCA	200-299	1.1549	1,535
142	EDEN MEDICAL CENTER	NON-PROFIT	EDEN MEDICAL CENTER	200-299	1.1306	1,535
143	SUTTER MEDICAL CENTER OF SANTA ROSA	NON-PROFIT	SUTTER HEALTH	150-199	1.0065	1,527
144	RIVERSIDE COMMUNITY HOSPITAL	INVESTOR	RIVERSIDE COMMUNITY HOSPITAL	300-499	1.2916	1,524
145	PALO VERDE HOSPITAL	INVESTOR	PROVINCE HEALTHCARE	50-99	0.9055	1,523
146	HUNTINGTON MEMORIAL HOSPITAL	NON-PROFIT	PASADENA HOSPITAL ASSOCIATION LTD	500+	1.2704	1,522
147	COMMUNITY & MISSION HOSPS-HTG PARK	INVESTOR	TENET HEALTHCARE	150-199	0.8160	1,515
148	FRENCH HOSPITAL - SAN LUIS OBISPO	NON-PROFIT	VISTA HOSPITAL SYSTEMS INC.	100-149	1.5324	1,515
149	DOMINICAN SANTA CRUZ HOSPITAL - SOQUEL	NON-PROFIT	CATHOLIC HEALTHCARE WEST	300-499	1.2007	1,507
150	GOOD SAMARITAN HOSPITAL	NON-PROFIT	GOOD SAMARITAN HOSPITAL	300-499	1.5102	1,506
151	CENTURY CITY HOSPITAL	INVESTOR	TENET HEALTHCARE	150-199	1.2910	1,501
152	ST. JUDE MEDICAL CENTER	NON-PROFIT	ST. JOSEPH HEALTH SYSTEM	300-499	1.2621	1,500
153	ST. JOSEPH'S MEDICAL CENTER OF STOCKTON	NON-PROFIT	CATHOLIC HEALTHCARE WEST	200-299	1.3046	1,497
154	MARSHALL HOSPITAL	NON-PROFIT	MARSHALL HOSPITAL	100-149	1.0572	1,495
155	GARDEN GROVE HOSP & MEDICAL CENTER	INVESTOR	TENET HEALTHCARE	150-199	0.9906	1,492
156	VALLEY PLAZA DOCTORS HOSPITAL	INVESTOR	SOUTHWEST HOSPITAL DEVELOPMENT GROUP	1-49	0.9039	1,486
157	ST. BERNARDINE MEDICAL CENTER	NON-PROFIT	CATHOLIC HEALTHCARE WEST	300-499	1.4541	1,486
158	MILLS-PENINSULA MEDICAL CENTER	NON-PROFIT	MILLS PENINSULA HEALTH SERVICES	300-499	1.1148	1,478
159	SETON MEDICAL CENTER	NON-PROFIT	CATHOLIC HEALTHCARE WEST	300-499	1.4955	1,469
160	LINCOLN HOSPITAL MEDICAL CENTER	INVESTOR	MILLENNIUM HEALTH GROUP INC.	1-49	0.7588	1,463
161	GROSSMONT HOSPITAL	NON-PROFIT	SAN DIEGO HOSPITAL ASSOCIATION	300-499	1.2388	1,462
162	MONTEREY PARK HOSPITAL	INVESTOR	TENET HEALTHCARE	100-149	0.8750	1,462
163	WHITE MEMORIAL MEDICAL CENTER	NON-PROFIT	ADVENTIST HEALTH SYSTEM	300-499	1.0527	1,457
164	VALLEY PRESBYTERIAN HOSPITAL	NON-PROFIT	VALLEY PRESBYTERIAN HOSPITAL	300-499	1.0686	1,434
165	METHODIST HOSPITAL OF SOUTHERN CAL	NON-PROFIT	METHODIST HOSPITAL OF SOUTHERN CALIFORNIA	300-499	1.2318	1,429
166	FREMONT HOSPITAL - YUBA CITY	NON-PROFIT	FREMONT RIDEOUT HEALTH GROUP	100-149	0.9600	1,429
167	DAMERON HOSPITAL	NON-PROFIT	DAMERON HOSPITAL ASSOCIATION	150-199	1.1353	1,429
168	ST. FRANCIS MEDICAL CENTER	NON-PROFIT	CATHOLIC HEALTHCARE WEST	300-499	1.0700	1,426
169	SANTA YNEZ VALLEY COTTAGE HOSPITAL	NON-PROFIT	SANTA YNEZ VALLEY COTTAGE HOSPITAL	1-49	0.9603	1,424
170	MEMORIAL HOSPITAL LOS BANOS	NON-PROFIT	MEMORIAL HOSPITALS ASSOCIATION	1-49	0.8650	1,418
171	FOOTHILL PRESBYTERIAN HOSPITAL	NON-PROFIT	CITRUS VALLEY HEALTH PARTNERS	100-149	1.0212	1,408
172	SAN JOAQUIN COMMUNITY HOSPITAL	NON-PROFIT	SAN JOAQUIN COMMUNITY HOSPITAL	150-199	1.2986	1,401
173	ST. MARY'S MEDICAL CENTER-SAN FRANCISCO	NON-PROFIT	CATHOLIC HEALTHCARE WEST	500+	1.4464	1,398
174	ST. FRANCIS MEMORIAL HOSPITAL	NON-PROFIT	SAINT FRANCIS MEMORIAL HOSPITAL	300-499	1.1302	1,397
175	LANCASTER COMMUNITY HOSPITAL	INVESTOR	PARACELSUS HEALTHCARE CORPORATION	100-149	1.3637	1,393
176	SAN FRANCISCO GENERAL HOSP MED CTR	CITY / COUNTY	CITY AND COUNTY OF SAN FRANCISCO	500+	1.1030	1,388
177	ALAMEDA HOSPITAL	NON-PROFIT	ALAMEDA HOSPITAL	100-149	1.0765	1,385
178	PRESBYTERIAN INTERCOMMUNITY HOSPITAL	NON-PROFIT	INTERHEALTH CORP.	300-499	1.1363	1,372
179	EARL & LORRAINE MILLER CHILDRENS HOSP	NON-PROFIT	LONG BEACH MEMORIAL MEDICAL CENTER	150-199	1.1506	1,372
180	ST. MARY REGIONAL MEDICAL CENTER	NON-PROFIT	ST. JOSEPH HEALTH SYSTEM	150-199	1.2150	1,364
181	REDWOOD MEMORIAL HOSPITAL	NON-PROFIT	ST. JOSEPH HEALTH SYSTEM	50-99	1.0211	1,361
182	ST. LOUISE REGIONAL HOSPITAL	NON-PROFIT	CATHOLIC HEALTHCARE WEST	50-99	0.9254	1,353
183	SHERMAN OAKS HOSPITAL & HEALTH CENTER	NON-PROFIT	SHERMAN OAKS HEALTH SYSTEM	150-199	1.3539	1,352
184	WHITTIER HOSPITAL MEDICAL CENTER	INVESTOR	TENET HEALTHCARE	150-199	1.0029	1,339
185	SIERRA NEVADA MEMORIAL HOSPITAL	NON-PROFIT	SIERRA NEVADA MEMORIAL HOSPITAL/MINERS HOSPITAL	100-149	1.0881	1,334
186	PARKVIEW COMMUNITY HOSPITAL	NON-PROFIT	PARKVIEW COMMUNITY HOSPITAL MEDICAL CENTER	150-199	1.0687	1,330
187	SAN CLEMENTE HOSPITAL & MED CTR	INVESTOR	DR RONALD K MC GEE	50-99	1.1136	1,329

#	HOSPITAL NAME	TYPE	OWNER	BED SIZE	ALL PAYOR CMI	NET IP REV/DAY
188	INLAND VALLEY REGIONAL MEDICAL CENTER	INVESTOR	INLAND VALLEY REGIONAL MEDICAL CENTER INC.	50-99	1.0006	1,327
189	LOS ALAMITOS MEDICAL CENTER	INVESTOR	TENET HEALTHCARE	150-199	1.0845	1,321
190	SUTTER AMADOR HOSPITAL	NON-PROFIT	SUTTER HEALTH	50-99	1.0649	1,320
191	ST. ROSE HOSPITAL	NON-PROFIT	HAYWARD SISTERS HOSPITAL	150-199	1.0807	1,317
192	SCRIPPS MEMORIAL HOSPITAL - CHULA VISTA	NON-PROFIT	SCRIPPS HEALTH	150-199	1.0817	1,316
193	ENCINO TARZANA RGNL MC - ENCINO	INVESTOR	TENET HEALTHCARE	150-199	1.2196	1,313
194	UKIAH VALLEY MEDICAL CENTER-HOSPITAL DR	NON-PROFIT	ADVENTIST HEALTH SYSTEM	50-99	1.0539	1,312
195	TRI-CITY MEDICAL CENTER	DISTRICT	TRI-CITY HOSPITAL DISTRICT	300-499	1.2201	1,309
196	OROVILLE HOSPITAL	NON-PROFIT	OROHEALTH CORPORATION	150-199	1.0651	1,307
197	LAC/OLIVE VIEW-UCLA MEDICAL CENTER	CITY / COUNTY	LOS ANGELES COUNTY	300-499	0.9939	1,305
198	SAN LEANDRO HOSPITAL	INVESTOR	TRIAD HOSPITALS INC	100-149	1.2429	1,302
199	LAKEWOOD REGIONAL MEDICAL CENTER - SOUTH	INVESTOR	TENET HEALTHCARE	150-199	1.2532	1,295
200	DESERT VALLEY HOSPITAL	INVESTOR	DR. PREM N. REDDY	50-99	1.0728	1,294
201	PIONEERS MEMORIAL HOSPITAL	DISTRICT	PIONEERS MEMORIAL HEALTHCARE DISTRICT	50-99	0.9282	1,287
202	MIDWAY HOSPITAL MEDICAL CENTER	INVESTOR	TENET HEALTHCARE	200-299	1.2351	1,286
203	SANTA MARTA HOSPITAL	NON-PROFIT	CARONDELET HEALTH SYSTEMS	100-149	1.0009	1,282
204	EL CENTRO REGIONAL MEDICAL CENTER	CITY / COUNTY	CITY OF EL CENTRO	100-149	0.9942	1,282
205	CONTRA COSTA REGIONAL MEDICAL CTR	CITY / COUNTY	CONTRA COSTA COUNTY	150-199	0.9562	1,281
206	REDLANDS COMMUNITY HOSPITAL	NON-PROFIT	REDLANDS COMMUNITY HOSPITAL	150-199	1.0454	1,268
207	PROVIDENCE SAINT JOSEPH MEDICAL CENTER	NON-PROFIT	SISTERS OF PROVIDENCE HEALTH SYSTEM	300-499	1.2681	1,266
208	DOWNEY REGIONAL MEDICAL CENTER	NON-PROFIT	DCH HEALTH SERVICES CORPORATION	150-199	1.1408	1,264
209	ANTELOPE VALLEY HOSPITAL MEDICAL CTR	DISTRICT	ANTELOPE VALLEY HOSPITAL DISTRICT	300-499	1.0403	1,256
210	COLORADO RIVER MEDICAL CENTER	INVESTOR	PROVINCE HEALTHCARE	50-99	1.0153	1,248
211	PETALUMA VALLEY HOSPITAL	NON-PROFIT	SANTA ROSA MEMORIAL HOSPITAL	50-99	1.0311	1,239
212	DOCTORS' HOSP MED CTR OF MONTCLAIR	INVESTOR	DOCTORS HOSPITAL MEDICAL CENTER LLP	100-149	0.9890	1,229
213	GLENDALE MEMORIAL HOSPITAL & HEALTH CTR	NON-PROFIT	CATHOLIC HEALTHCARE WEST	300-499	1.2278	1,222
214	MAD RIVER COMMUNITY HOSPITAL	INVESTOR	AMERICAN HOSPITAL MANAGEMENT CORPORATION	50-99	1.1608	1,220
215	RIDEOUT MEMORIAL HOSPITAL	NON-PROFIT	FREMONT RIDEOUT HEALTH GROUP	100-149	1.0010	1,217
216	SIMI VALLEY HOSP & HLTH SVCS - SYCAMORE	NON-PROFIT	SIMI VALLEY HOSPITAL	150-199	1.0059	1,207
217	HENRY MAYO NEWHALL MEMORIAL HOSPITAL	NON-PROFIT	HENRY MAYO NEWHALL MEMORIAL HOSPITAL	200-299	0.9828	1,206
218	PALM DRIVE HOSPITAL	NON-PROFIT	PALM DRIVE HOSPITAL	1-49	1.1342	1,205
219	SONOMA VALLEY HOSPITAL	DISTRICT	SONOMA VALLEY HEALTHCARE DISTRICT	50-99	1.0425	1,204
220	MERCY MED CTR MERCED-COMMUNITY CAMPUS	NON-PROFIT	DOMINICAN SISTERS OF ST. CATHERINE OF SIENNA	150-199	1.0548	1,202
221	FEATHER RIVER HOSPITAL	NON-PROFIT	NORTHERN CALIFORNIA CONF. OF SDA	100-149	1.1478	1,196
222	ST. HELENA HOSPITAL	NON-PROFIT	ST HELENA HOSPITAL	150-199	1.4364	1,194
223	MENDOCINO COAST DISTRICT HOSPITAL	DISTRICT	MENDOCINO COAST HOSPITAL DISTRICT	50-99	1.0318	1,193
224	PACIFIC ALLIANCE MEDICAL CENTER	INVESTOR	PACIFIC ALLIANCE MEDICAL CENTER LTD.	100-149	0.9676	1,191
225	PROVIDENCE HOLY CROSS MEDICAL CENTER	NON-PROFIT	SISTERS OF PROVIDENCE HEALTH SYSTEM	200-299	1.1795	1,190
226	SHARP MARY BIRCH HOSPITAL FOR WOMEN	NON-PROFIT	SAN DIEGO HOSPITAL ASSOCIATION	150-199	0.8131	1,181
227	DANIEL FREEMAN MEMORIAL HOSPITAL**	NON-PROFIT	SISTERS OF ST. JOSEPH OF CARONDELET	300-499	1.2277	1,180
228	CITRUS VALLEY MEDICAL CENTER-QV CAMPUS	NON-PROFIT	CITRUS VALLEY HEALTH PARTNERS	500+	0.9891	1,164
229	WESTERN MEDICAL CENTER-ANAHEIM	INVESTOR	TENET HEALTHCARE	150-199	1.0469	1,158
230	TULARE DISTRICT HOSPITAL	DISTRICT	TULARE DISTRICT HOSPITAL	100-149	0.9982	1,158
231	PALOMAR MEDICAL CENTER	DISTRICT	PALOMAR POMERADO HEALTH SYSTEM	300-499	1.1408	1,157
232	SAN VICENTE HOSPITAL	INVESTOR	EDWARD C. ALLRED M.D.	1-49	0.6009	1,157
233	GLENDALE ADVENTIST MEDICAL CENTER	NON-PROFIT	ADVENTIST HEALTH SYSTEM	300-499	1.2065	1,156
234	LODI MEMORIAL HOSPITAL	NON-PROFIT	LODI MEMORIAL HOSPITAL ASSOCIATION	150-199	1.0497	1,148
235	COMMUNITY HOSPITAL OF SAN BERNARDINO	NON-PROFIT	COMMUNITY HOSPITAL OF SAN BERNARDINO	300-499	0.9370	1,146
236	MERCY MED CTR MERCED-DOMINICAN CAMPUS	NON-PROFIT	DOMINICAN SISTERS OF ST. CATHERINE OF SIENNA	100-149	1.1239	1,138
237	GRANADA HILLS COMMUNITY HOSPITAL	NON-PROFIT	INTERNATIONAL PHILANTHROPIC HOSPITAL FOUNDATION	150-199	1.1224	1,137
238	MORENO VALLEY COMMUNITY HOSPITAL	DISTRICT	VALLEY HEALTH SYSTEM	100-149	0.9876	1,133
239	BARLOW HOSPITAL	NON-PROFIT	BARLOW RESPIRATORY HOSPITAL	50-99	1.5483	1,133
240	BEVERLY HOSPITAL	NON-PROFIT	BEVERLY COMMUNITY HOSPITAL ASSOCIATION	200-299	1.0286	1,118
241	MERCY HOSPITAL - BAKERSFIELD	NON-PROFIT	CATHOLIC HEALTHCARE WEST	200-299	1.1373	1,113
242	SUBURBAN MEDICAL CENTER	INVESTOR	TENET HEALTHCARE	150-199	0.8354	1,110
243	KAWEAH DELTA DISTRICT HOSPITAL	DISTRICT	KAWEAH DELTA HEALTHCARE DISTRICT	300-499	1.2026	1,109
244	SAN DIMAS COMMUNITY HOSPITAL	INVESTOR	TENET HEALTHCARE	50-99	1.0066	1,107
245	WEST ANAHEIM MEDICAL CENTER	INVESTOR	VANGUARD HEALTH SYSTEMS OF ANAHEIM	200-299	1.2106	1,104
246	TEMPLE COMMUNITY HOSPITAL	INVESTOR	TEMPLE HOSPITAL INC.	150-199	1.2069	1,104
247	ST. MARY MEDICAL CENTER	NON-PROFIT	CATHOLIC HEALTHCARE WEST	300-499	1.1434	1,095
248	MENIFEE VALLEY MEDICAL CENTER	DISTRICT	VALLEY HEALTH SYSTEM	50-99	1.1591	1,095
249	GREATER EL MONTE COMMUNITY HOSPITAL	INVESTOR	TENET HEALTHCARE	100-149	0.8944	1,091
250	BROTMAN MEDICAL CENTER	INVESTOR	TENET HEALTHCARE	300-499	1.1732	1,091
251	CHAPMAN MEDICAL CENTER	INVESTOR	TENET HEALTHCARE	100-149	1.1559	1,083

#	HOSPITAL NAME	TYPE	OWNER	BED SIZE	ALL PAYOR CMI	NET IP REV/DAY
252	SANTA MONICA - UCLA MEDICAL CENTER	NON-PROFIT	REGENTS OF THE UNIVERSITY OF CALIFORNIA	300-499	1.1398	1,082
253	ARROYO GRANDE COMMUNITY HOSPITAL	NON-PROFIT	VISTA HOSPITAL SYSTEMS INC.	50-99	1.0311	1,077
254	BAKERSFIELD MEMORIAL HOSPITAL	NON-PROFIT	CATHOLIC HEALTHCARE WEST	300-499	1.3306	1,073
255	HEALDSBURG GENERAL HOSPITAL	NON-PROFIT	NUESTRO HOSPITAL INC	1-49	1.0456	1,060
256	COLUSA COMMUNITY HOSPITAL	NON-PROFIT	COLUSA COMM. HOSPITAL ASSOCIATION	1-49	0.8619	1,059
257	ST. FRANCIS MEDICAL CTR-SANTA BARBARA	NON-PROFIT	CATHOLIC HEALTHCARE WEST	50-99	1.0458	1,057
258	MADERA COMMUNITY HOSPITAL	NON-PROFIT	MADERA COMMUNITY HOSPITAL	100-149	0.9772	1,052
259	SIERRA VIEW DISTRICT HOSPITAL	DISTRICT	SIERRA VIEW DISTRICT HOSPITAL	100-149	0.9682	1,041
260	KERN MEDICAL CENTER	CITY / COUNTY	COUNTY OF KERN	200-299	1.0304	1,040
261	HUNTINGTON BEACH HOSPITAL	INVESTOR	VANGUARD HEALTH SYSTEMS OF ANAHEIM	100-149	1.0702	1,034
262	ANAHEIM GENERAL HOSPITAL	INVESTOR	PACIFIC HEALTH CORPORATION	100-149	0.9379	1,029
263	SAN GABRIEL VALLEY MEDICAL CENTER	NON-PROFIT	CATHOLIC HEALTHCARE WEST	200-299	1.0920	1,029
264	SOUTH COAST MEDICAL CENTER	NON-PROFIT	SOUTH COAST MEDICAL CENTER	150-199	0.9629	1,029
265	MEMORIAL HOSPITAL OF GARDENA	INVESTOR	HEALTHPLUS CORPORATION	150-199	1.0808	1,028
266	VICTOR VALLEY COMMUNITY HOSPITAL	NON-PROFIT	VICTOR VALLEY COMMUNITY HOSPITAL	100-149	0.9524	1,022
267	QUEEN OF ANGELS-HOLLYWOOD PRESB MED CTR	INVESTOR	TENET HEALTHCARE	300-499	0.9930	1,021
268	LITTLE COMPANY OF MARY HOSPITAL	NON-PROFIT	PROVIDENCE HEALTHCARE SYSTEMS	300-499	1.1484	1,015
269	NORTHBRIDGE HOSPITAL MEDICAL CTR-SHERMAN	NON-PROFIT	CATHOLIC HEALTHCARE WEST	200-299	0.8724	1,006
270	CORONA REGIONAL MEDICAL CENTER	NON-PROFIT	VISTA HOSPITAL SYSTEMS INC.	200-299	0.9670	1,002
271	VENTURA COUNTY MEDICAL CENTER	CITY / COUNTY	VENTURA COUNTY	200-299	1.0023	999
272	EAST LOS ANGELES DOCTOR'S HOSPITAL	INVESTOR	HEALTHPLUS CORPORATION	100-149	1.0296	996
273	VERDUGO HILLS HOSPITAL	NON-PROFIT	VERDUGO HILLS HOSPITAL	150-199	0.9550	993
274	SANTA PAULA MEMORIAL HOSPITAL	NON-PROFIT	SANTA PAULA MEMORIAL HOSPITAL	1-49	1.0437	993
275	SHARP CHULA VISTA MEDICAL CENTER	NON-PROFIT	SAN DIEGO HOSPITAL ASSOCIATION	300-499	1.2816	969
276	ORANGE COUNTY COMM HOSP - BUENA PARK	INVESTOR	ALTA HEALTHCARE SYSTEM	100-149	1.0514	968
277	BIGGS-GRIDLEY MEMORIAL HOSPITAL	NON-PROFIT	BIGGS GRIDLEY MEMORIAL HOSPITAL	1-49	1.0464	959
278	SIERRA KINGS DISTRICT HOSPITAL	DISTRICT	SIERRA KINGS HEALTH CARE DISTRICT	1-49	0.7333	958
279	LOS ANGELES METROPOLITAN MEDICAL CENTER	INVESTOR	PACIFIC HEALTH CORPORATION	200-299	0.7516	951
280	BELLFLOWER MEDICAL CENTER	INVESTOR	PACIFIC HEALTH CORPORATION	100-149	0.9566	944
281	LA PALMA INTERCOMMUNITY HOSPITAL	INVESTOR	VANGUARD HEALTH SYSTEMS OF ORANGE COUNTY INC	100-149	1.0191	937
282	ST. LUKE'S HOSPITAL	NON-PROFIT	ST LUKES HOSPITAL	200-299	0.9980	931
283	ALHAMBRA HOSPITAL - ALHAMBRA	INVESTOR	ALHAMBRA LIMITED PARTNERSHIP	100-149	1.2849	914
284	COASTAL COMMUNITIES HOSPITAL	INVESTOR	TENET HEALTHCARE	150-199	0.8428	912
285	MISSION COMMUNITY HOSPITAL - PANORAMA	NON-PROFIT	SAN FERNANDO COMMUNITY HOSPITAL INC.	150-199	1.1718	910
286	HUNTINGTON EAST VALLEY HOSPITAL	NON-PROFIT	SOUTHERN CALIFORNIA HEALTHCARE SYSTEMS	100-149	0.9914	905
287	ROBERT F. KENNEDY MEDICAL CENTER	NON-PROFIT	CATHOLIC HEALTHCARE WEST	200-299	1.0043	881
288	ST. LUKE MEDICAL CENTER****	INVESTOR	TENET HEALTHCARE	150-199	1.0345	875
289	SPECIALTY HOSPITAL OF SOUTHERN CAL	INVESTOR	SPECIALTY HOSPITALS OF AMERICA INC.	200-299	1.7664	866
290	PARADISE VALLEY HOSPITAL	NON-PROFIT	ADVENTIST HEALTH SYSTEM	300-499	1.0593	865
291	SELMA COMMUNITY HOSPITAL	NON-PROFIT	ADVENTIST HEALTH SYSTEM	50-99	0.9043	852
292	GOOD SAMARITAN HOSPITAL-BAKERSFIELD	INVESTOR	ALLIANCE INVESTMENT HC INC.	50-99	0.8503	834
293	MARIAN MEDICAL CENTER	NON-PROFIT	CATHOLIC HEALTHCARE WEST	200-299	1.0708	787
294	SAN GORGONIO MEMORIAL HOSPITAL	DISTRICT	SAN GORGONIO MEMORIAL HEALTH CARE DISTRICT	50-99	0.9604	785
295	CORCORAN DISTRICT HOSPITAL	DISTRICT	CORCORAN HOSPITAL DISTRICT	1-49	0.8423	770
296	HEMET VALLEY MEDICAL CENTER	DISTRICT	VALLEY HEALTH SYSTEM	300-499	1.0219	745
297	DANIEL FREEMAN MARINA HOSPITAL**	NON-PROFIT	SISTERS OF ST. JOSEPH OF CARONDELET	150-199	0.9836	735
298	MONROVIA COMMUNITY HOSPITAL	INVESTOR	ALTA HEALTHCARE SYSTEM	1-49	1.0906	700
299	DOCTORS MEDICAL CENTER - PINOLE****	INVESTOR	TENET HEALTHCARE	100-149	1.0833	672
300	HOLLYWOOD COMMUNITY HOSP OF HOLLYWOOD	INVESTOR	ALTA HEALTHCARE SYSTEM	150-199	1.3577	668
301	SAN MATEO GENERAL HOSPITAL	CITY / COUNTY	COUNTY OF SAN MATEO	200-299	1.0593	588
302	SAN DIEGO HOSPICE ACUTE CARE CENTER	NON-PROFIT	SAN DIEGO HOSPICE CORPORATION	1-49	1.1799	519

* USC KENNETH NORRIS JR CANCER HOSPITAL IS MANAGED BY TENET

** DANIEL FREEMAN MEMORIAL AND DANIEL FREEMAN MARINA HOSPITALS WERE ACQUIRED BY TENET IN DECEMBER 2001

*** ST. LUKES MEDICAL CENTER CLOSED IN MAY, 2002

**** DOCTORS MEDICAL CENTER - PINOLE WAS CONSOLIDATED WITH DOCTORS MEDICAL CENTER - SAN PABLO ON JUNE 1, 2002

ALL CALIFORNIA MEDIAN	\$1,501
TENET MEDIAN	\$1,546

MEASURE	NET IP REV/DAY	VARIANCE
ALL CALIFORNIA ACUTE CARE HOSPITALS	\$1,683	
TENET CALIFORNIA ACUTE CARE HOSPITALS	\$1,672	-\$11 -0.6%

CALIFORNIA ACUTE CARE HOSPITAL NET INPATIENT REVENUE PER PATIENT DAY COMPARISON

**CONTRA COSTA COUNTY ACUTE CARE HOSPITALS
2001 OSHPD DATA**

#	HOSPITAL NAME	TYPE	OWNER	BED SIZE	ALL PAYOR CMI	NET IP REV/DAY
1	MT DIABLO MEDICAL CENTER	NON-PROFIT	MT. DIABLO HEALTH SYSTEM	200-299	1.5022	\$2,571
2	SAN RAMON REGIONAL MEDICAL CENTER	INVESTOR	TENET HEALTHCARE	100-149	1.4015	2,571
3	JOHN MUIR MEDICAL CENTER	NON-PROFIT	MT. DIABLO HEALTH SYSTEM	300-499	1.2415	2,486
4	SUTTER DELTA MEDICAL CENTER	NON-PROFIT	SUTTER HEALTH	100-149	1.0782	2,125
5	DOCTORS MEDICAL CENTER - SAN PABLO	INVESTOR	TENET HEALTHCARE	200-299	1.3505	2,081
6	CONTRA COSTA REGIONAL MEDICAL CTR	CITY / COUNTY	CONTRA COSTA COUNTY	150-199	0.9562	1,281
7	DOCTORS MEDICAL CENTER - PINOLE*	INVESTOR	TENET HEALTHCARE	100-149	1.0833	672

	CMI	NET IP REV/DAY
ALL HOSPITALS	1.2661	\$2,233
TENET ONLY	1.3443	\$2,126

* DOCTORS MEDICAL CENTER - PINOLE WAS CONSOLIDATED WITH DOCTORS MEDICAL CENTER - SAN PABLO ON JUNE 1, 2002

LOS ANGELES COUNTY ACUTE CARE HOSPITALS
2001 OSHPD DATA

#	HOSPITAL NAME	TYPE	OWNER	BED SIZE	ALL PAYOR CMI	NET IP REV/DAY
1	USC UNIVERSITY HOSPITAL	INVESTOR	TENET HEALTHCARE	200-299	1.9536	\$2,722
2	UCLA MEDICAL CENTER	NON-PROFIT	REGENTS OF THE UNIVERSITY OF CALIFORNIA	500+	1.7649	2,647
3	CITY OF HOPE NATIONAL MEDICAL CENTER	NON-PROFIT	CITY OF HOPE NATIONAL MEDICAL CENTER	150-199	2.2402	2,568
4	USC KENNETH NORRIS JR. CANCER HOSPITAL*	NON-PROFIT	UNIVERSITY OF SOUTHERN CALIFORNIA	50-99	1.5861	2,377
5	ORTHOPAEDIC HOSPITAL	NON-PROFIT	L.A. ORTHOPAEDIC HOSP. FOUNDATION	100-149	1.3198	2,273
6	CEDARS-SINAI MEDICAL CENTER	NON-PROFIT	CEDARS-SINAI MEDICAL CENTER	500+	1.3239	2,271
7	CHILDREN'S HOSPITAL OF LOS ANGELES	NON-PROFIT	CHILDRENS HOSPITAL LOS ANGELES	300-499	1.4836	2,093
8	ENCINO TARZANA RGNL MC - TARZANA	INVESTOR	TENET HEALTHCARE	200-299	1.1623	2,025
9	ST. JOHN'S HOSPITAL AND HEALTH CENTER	NON-PROFIT	SISTERS OF CHARITY OF LEAVENWORTH/HLTH SVCS CORP	200-299	1.4406	1,962
10	ST. VINCENT MEDICAL CENTER	NON-PROFIT	CATHOLIC HEALTHCARE WEST	300-499	1.6856	1,848
11	LAC/MARTIN LUTHER KING JR/DREW MED CTR	CITY / COUNTY	LOS ANGELES COUNTY	500+	1.0949	1,798
12	TRI-CITY REGIONAL MEDICAL CENTER	NON-PROFIT	TRI-CITY REGIONAL MEDICAL CENTER	100-149	1.1869	1,764
13	LAC/HARBOR+UCLA MEDICAL CTR	CITY / COUNTY	LOS ANGELES COUNTY	500+	1.1388	1,753
14	COAST PLAZA DOCTORS HOSPITAL	INVESTOR	COAST PLAZA DOCTORS HOSPITAL	100-149	0.9501	1,699
15	CENTINELA HOSPITAL MEDICAL CENTER	INVESTOR	TENET HEALTHCARE	300-499	1.1861	1,683
16	LONG BEACH MEMORIAL MEDICAL CENTER	NON-PROFIT	MEMORIAL HEALTH SERVICES	500+	1.2100	1,665
17	GARFIELD MEDICAL CENTER	INVESTOR	TENET HEALTHCARE	200-299	1.1483	1,612
18	NORTHRIDGE HOSPITAL MEDICAL CENTER	NON-PROFIT	CATHOLIC HEALTHCARE WEST	300-499	1.1589	1,611
19	CALIFORNIA HOSPITAL MEDICAL CENTER	NON-PROFIT	CATHOLIC HEALTHCARE WEST	300-499	0.9454	1,609
20	PACIFIC HOSPITAL OF LONG BEACH	INVESTOR	PACIFIC HOSPITAL OF LONG BEACH	150-199	1.0805	1,570
21	LAC/USC MEDICAL CENTER	CITY / COUNTY	LOS ANGELES COUNTY	500+	1.1640	1,564
22	TORRANCE MEMORIAL MEDICAL CENTER	NON-PROFIT	TORRANCE HOSPITAL ASSOCIATION	300-499	1.1629	1,542
23	POMONA VALLEY HOSPITAL MEDICAL CENTER	NON-PROFIT	POMONA VALLEY HOSPITAL MEDICAL CENTER	300-499	1.1875	1,540
24	WEST HILLS HOSPITAL & MEDICAL CENTER	INVESTOR	COLUMBIA HCA	200-299	1.1549	1,535
25	HUNTINGTON MEMORIAL HOSPITAL	NON-PROFIT	PASADENA HOSPITAL ASSOCIATION LTD	500+	1.2704	1,522
26	COMMUNITY & MISSION HOSPS-HTG PARK	INVESTOR	TENET HEALTHCARE	150-199	0.8160	1,515
27	GOOD SAMARITAN HOSPITAL	NON-PROFIT	GOOD SAMARITAN HOSPITAL	300-499	1.5102	1,506
28	CENTURY CITY HOSPITAL	INVESTOR	TENET HEALTHCARE	150-199	1.2910	1,501
29	LINCOLN HOSPITAL MEDICAL CENTER	INVESTOR	MILLENNIUM HEALTH GROUP INC.	1-49	0.7588	1,463
30	MONTEREY PARK HOSPITAL	INVESTOR	TENET HEALTHCARE	100-149	0.8750	1,462
31	WHITE MEMORIAL MEDICAL CENTER	NON-PROFIT	ADVENTIST HEALTH SYSTEM	300-499	1.0527	1,457
32	VALLEY PRESBYTERIAN HOSPITAL	NON-PROFIT	VALLEY PRESBYTERIAN HOSPITAL	300-499	1.0686	1,434
33	METHODIST HOSPITAL OF SOUTHERN CAL	NON-PROFIT	METHODIST HOSPITAL OF SOUTHERN CALIFORNIA	300-499	1.2318	1,429
34	ST. FRANCIS MEDICAL CENTER	NON-PROFIT	CATHOLIC HEALTHCARE WEST	300-499	1.0700	1,426
35	FOOTHILL PRESBYTERIAN HOSPITAL	NON-PROFIT	CITRUS VALLEY HEALTH PARTNERS	100-149	1.0212	1,408
36	LANCASTER COMMUNITY HOSPITAL	INVESTOR	PARACELUSUS HEALTHCARE CORPORATION	100-149	1.3637	1,393
37	PRESBYTERIAN INTERCOMMUNITY HOSPITAL	NON-PROFIT	INTERHEALTH CORP.	300-499	1.1363	1,372
38	EARL & LORRAINE MILLER CHILDRENS HOSP	NON-PROFIT	LONG BEACH MEMORIAL MEDICAL CENTER	150-199	1.1506	1,372
39	SHERMAN OAKS HOSPITAL & HEALTH CENTER	NON-PROFIT	SHERMAN OAKS HEALTH SYSTEM	150-199	1.3539	1,352
40	WHITTIER HOSPITAL MEDICAL CENTER	INVESTOR	TENET HEALTHCARE	150-199	1.0029	1,339
41	ENCINO TARZANA RGNL MC - ENCINO	INVESTOR	TENET HEALTHCARE	150-199	1.2196	1,313
42	LAC/OLIVE VIEW-UCLA MEDICAL CENTER	CITY / COUNTY	LOS ANGELES COUNTY	300-499	0.9939	1,305
43	LAKELWOOD REGIONAL MEDICAL CENTER - SOUTH	INVESTOR	TENET HEALTHCARE	150-199	1.2532	1,295
44	MIDWAY HOSPITAL MEDICAL CENTER	INVESTOR	TENET HEALTHCARE	200-299	1.2351	1,286
45	SANTA MARTA HOSPITAL	NON-PROFIT	CARONDELET HEALTH SYSTEMS	100-149	1.0009	1,282
46	PROVIDENCE SAINT JOSEPH MEDICAL CENTER	NON-PROFIT	SISTERS OF PROVIDENCE HEALTH SYSTEM	300-499	1.2681	1,266
47	DOWNEY REGIONAL MEDICAL CENTER	NON-PROFIT	DCH HEALTH SERVICES CORPORATION	150-199	1.1408	1,264
48	ANTELOPE VALLEY HOSPITAL MEDICAL CTR	DISTRICT	ANTELOPE VALLEY HOSPITAL DISTRICT	300-499	1.0403	1,256
49	GLENDALE MEMORIAL HOSPITAL & HEALTH CTR	NON-PROFIT	CATHOLIC HEALTHCARE WEST	300-499	1.2278	1,222
50	HENRY MAYO NEWHALL MEMORIAL HOSPITAL	NON-PROFIT	HENRY MAYO NEWHALL MEMORIAL HOSPITAL	200-299	0.9828	1,206
51	PACIFIC ALLIANCE MEDICAL CENTER	INVESTOR	PACIFIC ALLIANCE MEDICAL CENTER LTD.	100-149	0.9676	1,191
52	PROVIDENCE HOLY CROSS MEDICAL CENTER	NON-PROFIT	SISTERS OF PROVIDENCE HEALTH SYSTEM	200-299	1.1795	1,190
53	DANIEL FREEMAN MEMORIAL HOSPITAL**	NON-PROFIT	SISTERS OF ST. JOSEPH OF CARONDELET	300-499	1.2277	1,180
54	CITRUS VALLEY MEDICAL CENTER-QV CAMPUS	NON-PROFIT	CITRUS VALLEY HEALTH PARTNERS	500+	0.9891	1,164

#	HOSPITAL NAME	TYPE	OWNER	BED SIZE	ALL PAYOR CMI	NET IP REV/DAY
55	SAN VICENTE HOSPITAL	INVESTOR	EDWARD C. ALLRED M.D.	1-49	0.6009	1,157
56	GLENDALE ADVENTIST MEDICAL CENTER	NON-PROFIT	ADVENTIST HEALTH SYSTEM	300-499	1.2065	1,156
57	GRANADA HILLS COMMUNITY HOSPITAL	NON-PROFIT	INTERNATIONAL PHILANTHROPIC HOSPITAL FOUNDATION	150-199	1.1224	1,137
58	BARLOW HOSPITAL	NON-PROFIT	BARLOW RESPIRATORY HOSPITAL	50-99	1.5483	1,133
59	BEVERLY HOSPITAL	NON-PROFIT	BEVERLY COMMUNITY HOSPITAL ASSOCIATION	200-299	1.0286	1,118
60	SUBURBAN MEDICAL CENTER	INVESTOR	TENET HEALTHCARE	150-199	0.8354	1,110
61	SAN DIMAS COMMUNITY HOSPITAL	INVESTOR	TENET HEALTHCARE	50-99	1.0066	1,107
62	TEMPLE COMMUNITY HOSPITAL	INVESTOR	TEMPLE HOSPITAL INC.	150-199	1.2069	1,104
63	ST. MARY MEDICAL CENTER	NON-PROFIT	CATHOLIC HEALTHCARE WEST	300-499	1.1434	1,095
64	GREATER EL MONTE COMMUNITY HOSPITAL	INVESTOR	TENET HEALTHCARE	100-149	0.8944	1,091
65	BROTMAN MEDICAL CENTER	INVESTOR	TENET HEALTHCARE	300-499	1.1732	1,091
66	SANTA MONICA - UCLA MEDICAL CENTER	NON-PROFIT	REGENTS OF THE UNIVERSITY OF CALIFORNIA	300-499	1.1398	1,082
67	SAN GABRIEL VALLEY MEDICAL CENTER	NON-PROFIT	CATHOLIC HEALTHCARE WEST	200-299	1.0920	1,029
68	MEMORIAL HOSPITAL OF GARDENA	INVESTOR	HEALTHPLUS CORPORATION	150-199	1.0808	1,028
69	QUEEN OF ANGELS-HOLLYWOOD PRESB MED CTR	INVESTOR	TENET HEALTHCARE	300-499	0.9930	1,021
70	LITTLE COMPANY OF MARY HOSPITAL	NON-PROFIT	PROVIDENCE HEALTHCARE SYSTEMS	300-499	1.1484	1,015
71	NORTHRIDGE HOSPITAL MEDICAL CTR-SHERMAN	NON-PROFIT	CATHOLIC HEALTHCARE WEST	200-299	0.8724	1,006
72	EAST LOS ANGELES DOCTOR'S HOSPITAL	INVESTOR	HEALTHPLUS CORPORATION	100-149	1.0296	996
73	VERDUGO HILLS HOSPITAL	NON-PROFIT	VERDUGO HILLS HOSPITAL	150-199	0.9550	993
74	LOS ANGELES METROPOLITAN MEDICAL CENTER	INVESTOR	PACIFIC HEALTH CORPORATION	200-299	0.7516	951
75	BELLFLOWER MEDICAL CENTER	INVESTOR	PACIFIC HEALTH CORPORATION	100-149	0.9566	944
76	ALHAMBRA HOSPITAL - ALHAMBRA	INVESTOR	ALHAMBRA LIMITED PARTNERSHIP	100-149	1.2849	914
77	MISSION COMMUNITY HOSPITAL - PANORAMA	NON-PROFIT	SAN FERNANDO COMMUNITY HOSPITAL INC.	150-199	1.1718	910
78	HUNTINGTON EAST VALLEY HOSPITAL	NON-PROFIT	SOUTHERN CALIFORNIA HEALTHCARE SYSTEMS	100-149	0.9914	905
79	ROBERT F. KENNEDY MEDICAL CENTER	NON-PROFIT	CATHOLIC HEALTHCARE WEST	200-299	1.0043	881
80	ST. LUKE MEDICAL CENTER***	INVESTOR	TENET HEALTHCARE	150-199	1.0345	875
81	SPECIALTY HOSPITAL OF SOUTHERN CAL	INVESTOR	SPECIALTY HOSPITALS OF AMERICA INC.	200-299	1.7664	866
82	DANIEL FREEMAN MARINA HOSPITAL**	NON-PROFIT	SISTERS OF ST. JOSEPH OF CARONDELET	150-199	0.9836	735
83	MONROVIA COMMUNITY HOSPITAL	INVESTOR	ALTA HEALTHCARE SYSTEM	1-49	1.0906	700
84	HOLLYWOOD COMMUNITY HOSP OF HOLLYWOOD	INVESTOR	ALTA HEALTHCARE SYSTEM	150-199	1.3577	668

	CMI	NET IP REV/DAY
ALL HOSPITALS	1.1827	\$1,492
TENET ONLY	1.1279	\$1,457

- * USC KENNETH NORRIS JR CANCER HOSPITAL IS MANAGED BY TENET FOR THE UNIVERSITY OF SOUTHERN CALIFORNIA
- ** DANIEL FREEMAN MEMORIAL AND DANIEL FREEMAN MARINA HOSPITALS WERE ACQUIRED BY TENET IN DECEMBER 2001
- *** ST. LUKES MEDICAL CENTER CLOSED IN MAY, 2002

ORANGE COUNTY ACUTE CARE HOSPITALS
2001 OSHPD DATA

#	HOSPITAL NAME	TYPE	OWNER	BED SIZE	ALL PAYOR CMI	NET IP REV/DAY
1	CHILDREN'S HOSPITAL OF ORANGE COUNTY	NON-PROFIT	CHILDREN'S HOSPITAL OF ORANGE COUNTY	150-199	1.1316	\$2,711
2	UNIVERSITY OF CALIFORNIA IRVINE MED CTR	NON-PROFIT	REGENTS OF THE UNIVERSITY OF CALIFORNIA	300-499	1.3479	2,082
3	WESTERN MEDICAL CENTER-SANTA ANA	INVESTOR	TENET HEALTHCARE	200-299	1.2791	2,077
4	HOAG MEMORIAL HOSPITAL PRESBYTERIAN	NON-PROFIT	HOAG MEMORIAL HOSPITAL PRESBYTERIAN	300-499	1.2791	2,039
5	SADDLEBACK MEMORIAL MEDICAL CENTER	NON-PROFIT	MEMORIAL HEALTH SERVICES	200-299	1.1684	1,974
6	CHILDREN'S HOSPITAL AT MISSION	NON-PROFIT	CHILDREN'S HOSPITAL AT MISSION	1-49	0.9811	1,947
7	ST. JOSEPH HOSPITAL - ORANGE	NON-PROFIT	ST. JOSEPH HOSPITAL	300-499	1.1731	1,913
8	MISSION HOSPITAL REGIONAL MEDICAL CENTER	NON-PROFIT	ST. JOSEPH HEALTH SYSTEM	200-299	1.1761	1,882
9	PLACENTIA-LINDA COMMUNITY HOSPITAL	INVESTOR	TENET HEALTHCARE	100-149	0.9474	1,848
10	ORANGE COAST MEMORIAL MEDICAL CENTER	NON-PROFIT	MEMORIAL HEALTH SERVICES	200-299	1.1658	1,744
11	SANTA ANA HOSPITAL MEDICAL CENTER	INVESTOR	TENET HEALTHCARE	50-99	0.7266	1,638
12	IRVINE MEDICAL CENTER	INVESTOR	TENET HEALTHCARE	150-199	0.9641	1,612
13	ANAHEIM MEMORIAL MEDICAL CENTER	NON-PROFIT	MEMORIAL HEALTH SERVICES	200-299	1.1875	1,568
14	FOUNTAIN VALLEY RGNL HOSP & MC-EUCLID	INVESTOR	TENET HEALTHCARE	300-499	1.1453	1,546
15	ST. JUDE MEDICAL CENTER	NON-PROFIT	ST. JOSEPH HEALTH SYSTEM	300-499	1.2621	1,500
16	GARDEN GROVE HOSP & MEDICAL CENTER	INVESTOR	TENET HEALTHCARE	150-199	0.9906	1,492
17	SAN CLEMENTE HOSPITAL & MED CTR	INVESTOR	DR RONALD K MC GEE	50-99	1.1136	1,329
18	LOS ALAMITOS MEDICAL CENTER	INVESTOR	TENET HEALTHCARE	150-199	1.0845	1,321
19	WESTERN MEDICAL CENTER-ANAHEIM	INVESTOR	TENET HEALTHCARE	150-199	1.0469	1,158
20	WEST ANAHEIM MEDICAL CENTER	INVESTOR	VANGUARD HEALTH SYSTEMS OF ANAHEIM	200-299	1.2106	1,104
21	CHAPMAN MEDICAL CENTER	INVESTOR	TENET HEALTHCARE	100-149	1.1559	1,083
22	HUNTINGTON BEACH HOSPITAL	INVESTOR	VANGUARD HEALTH SYSTEMS OF ANAHEIM	100-149	1.0702	1,034
23	ANAHEIM GENERAL HOSPITAL	INVESTOR	PACIFIC HEALTH CORPORATION	100-149	0.9379	1,029
24	SOUTH COAST MEDICAL CENTER	NON-PROFIT	SOUTH COAST MEDICAL CENTER	150-199	0.9629	1,029
25	ORANGE COUNTY COMM HOSP - BUENA PARK	INVESTOR	ALTA HEALTHCARE SYSTEM	100-149	1.0514	968
26	LA PALMA INTERCOMMUNITY HOSPITAL	INVESTOR	VANGUARD HEALTH SYSTEMS OF ORANGE COUNTY INC	100-149	1.0191	937
27	COASTAL COMMUNITIES HOSPITAL	INVESTOR	TENET HEALTHCARE	150-199	0.8428	912

	CMI	NET IP REV/DAY
ALL HOSPITALS	1.1538	\$1,672
TENET ONLY	1.0701	\$1,479

RIVERSIDE COUNTY ACUTE CARE HOSPITALS
2001 OSHPD DATA

#	HOSPITAL NAME	TYPE	OWNER	BED SIZE	ALL PAYOR CMI	NET IP REV/DAY
1	RANCHO SPRINGS MEDICAL CENTER	INVESTOR	UNIVERSAL HEALTH SYSTEMS INC	50-99	1.0466	\$2,053
2	DESERT REGIONAL MEDICAL CENTER	INVESTOR	TENET HEALTHCARE	300-499	1.2372	1,924
3	EISENHOWER MEDICAL CENTER	NON-PROFIT	EISENHOWER MEMORIAL HOSPITAL	200-299	1.4045	1,881
4	RIVERSIDE COUNTY REGIONAL MED CTR	CITY / COUNTY	COUNTY OF RIVERSIDE	300-499	1.0054	1,689
5	JOHN F. KENNEDY MEMORIAL HOSPITAL	INVESTOR	TENET HEALTHCARE	100-149	0.9314	1,608
6	RIVERSIDE COMMUNITY HOSPITAL	INVESTOR	RIVERSIDE COMMUNITY HOSPITAL	300-499	1.2916	1,524
7	PALO VERDE HOSPITAL	INVESTOR	PROVINCE HEALTHCARE	50-99	0.9055	1,523
8	VALLEY PLAZA DOCTORS HOSPITAL	INVESTOR	SOUTHWEST HOSPITAL DEVELOPMENT GROUP	1-49	0.9039	1,486
9	PARKVIEW COMMUNITY HOSPITAL	NON-PROFIT	PARKVIEW COMMUNITY HOSPITAL MEDICAL CENTER	150-199	1.0687	1,330
10	INLAND VALLEY REGIONAL MEDICAL CENTER	INVESTOR	INLAND VALLEY REGIONAL MEDICAL CENTER INC.	50-99	1.0006	1,327
11	MORENO VALLEY COMMUNITY HOSPITAL	DISTRICT	VALLEY HEALTH SYSTEM	100-149	0.9876	1,133
12	MENIFEE VALLEY MEDICAL CENTER	DISTRICT	VALLEY HEALTH SYSTEM	50-99	1.1591	1,095
13	CORONA REGIONAL MEDICAL CENTER	NON-PROFIT	VISTA HOSPITAL SYSTEMS INC.	200-299	0.9670	1,002
14	SAN GORGONIO MEMORIAL HOSPITAL	DISTRICT	SAN GORGONIO MEMORIAL HEALTH CARE DISTRICT	50-99	0.9604	785
15	HEMET VALLEY MEDICAL CENTER	DISTRICT	VALLEY HEALTH SYSTEM	300-499	1.0219	745

	CMI	NET IP REV/DAY
ALL HOSPITALS	1.1164	\$1,444
TENET ONLY	1.1215	\$1,839

SAN DIEGO COUNTY ACUTE CARE HOSPITALS
2001 OSHPD DATA

#	HOSPITAL NAME	TYPE	OWNER	BED SIZE	ALL PAYOR CMI	NET IP REV/DAY
1	UNIVERSITY OF CALIF-SAN DIEGO MED CTR	NON-PROFIT	REGENTS OF THE UNIVERSITY OF CALIFORNIA	500+	1.3414	\$2,315
2	SCRIPPS GREEN HOSPITAL	NON-PROFIT	SCRIPPS HEALTH	150-199	1.7505	2,134
3	CHILDREN'S HOSPITAL - SAN DIEGO	NON-PROFIT	CHILDREN'S HOSPITAL & HEALTH CENTER	300-499	1.2063	1,901
4	SCRIPPS MERCY HOSPITAL	NON-PROFIT	SCRIPPS HEALTH	500+	1.3254	1,750
5	ALVARADO HOSPITAL MEDICAL CENTER	INVESTOR	TENET HEALTHCARE	300-499	1.3917	1,716
6	SCRIPPS MEMORIAL HOSPITAL - LA JOLLA	NON-PROFIT	SCRIPPS HEALTH	300-499	1.6047	1,642
7	SCRIPPS MEMORIAL HOSPITAL - ENCINITAS	NON-PROFIT	SCRIPPS HEALTH	100-149	1.1799	1,541
8	SHARP MEMORIAL HOSPITAL	NON-PROFIT	SAN DIEGO HOSPITAL ASSOCIATION	300-499	1.5835	1,541
9	GROSSMONT HOSPITAL	NON-PROFIT	SAN DIEGO HOSPITAL ASSOCIATION	300-499	1.2388	1,462
10	SCRIPPS MEMORIAL HOSPITAL - CHULA VISTA	NON-PROFIT	SCRIPPS HEALTH	150-199	1.0817	1,316
11	TRI-CITY MEDICAL CENTER	DISTRICT	TRI-CITY HOSPITAL DISTRICT	300-499	1.2201	1,309
12	SHARP MARY BIRCH HOSPITAL FOR WOMEN	NON-PROFIT	SAN DIEGO HOSPITAL ASSOCIATION	150-199	0.8131	1,181
13	PALOMAR MEDICAL CENTER	DISTRICT	PALOMAR POMERADO HEALTH SYSTEM	300-499	1.1408	1,157
14	SHARP CHULA VISTA MEDICAL CENTER	NON-PROFIT	SAN DIEGO HOSPITAL ASSOCIATION	300-499	1.2816	969
15	PARADISE VALLEY HOSPITAL	NON-PROFIT	ADVENTIST HEALTH SYSTEM	300-499	1.0593	865
16	SAN DIEGO HOSPICE ACUTE CARE CENTER	NON-PROFIT	SAN DIEGO HOSPICE CORPORATION	1-49	1.1799	519

	CMI	NET IP REV/DAY
ALL HOSPITALS	1.2970	\$1,542
TENET ONLY	1.3917	\$1,716

SAN JOAQUIN COUNTY ACUTE CARE HOSPITALS
2001 OSHPD DATA

#	HOSPITAL NAME	TYPE	OWNER	BED SIZE	ALL PAYOR CMI	NET IP REV/DAY
1	SUTTER TRACY COMMUNITY HOSPITAL	NON-PROFIT	SUTTER HEALTH	50-99	0.9873	\$2,313
2	DOCTORS HOSPITAL OF MANTECA	INVESTOR	TENET HEALTHCARE	50-99	1.0257	1,780
3	SAN JOAQUIN GENERAL HOSPITAL	CITY / COUNTY	SAN JOAQUIN COUNTY	200-299	1.0514	1,660
4	ST. JOSEPH'S MEDICAL CENTER OF STOCKTON	NON-PROFIT	CATHOLIC HEALTHCARE WEST	200-299	1.3046	1,497
5	DAMERON HOSPITAL	NON-PROFIT	DAMERON HOSPITAL ASSOCIATION	150-199	1.1353	1,429
6	LODI MEMORIAL HOSPITAL	NON-PROFIT	LODI MEMORIAL HOSPITAL ASSOCIATION	150-199	1.0497	1,148

	CMI	NET IP REV/DAY
ALL HOSPITALS	1.1484	\$1,511
TENET ONLY	1.0257	\$1,780

SAN LUIS OBISPO COUNTY ACUTE CARE HOSPITALS
2001 OSHPD DATA

#	HOSPITAL NAME	TYPE	OWNER	BED SIZE	ALL PAYOR CMI	NET IP REV/DAY
1	SIERRA VISTA REGIONAL MEDICAL CENTER	INVESTOR	TENET HEALTHCARE	150-199	1.2053	\$1,826
2	TWIN CITIES COMMUNITY HOSPITAL	INVESTOR	TENET HEALTHCARE	50-99	1.1792	1,759
3	SAN LUIS OBISPO GENERAL HOSPITAL	CITY / COUNTY	COUNTY OF SAN LUIS OBISPO	50-99	0.8891	1,664
4	FRENCH HOSPITAL - SAN LUIS OBISPO	NON-PROFIT	VISTA HOSPITAL SYSTEMS INC.	100-149	1.5324	1,515
5	ARROYO GRANDE COMMUNITY HOSPITAL	NON-PROFIT	VISTA HOSPITAL SYSTEMS INC.	50-99	1.0311	1,077
					CMI	NET IP REV/DAY
ALL HOSPITALS					1.2266	\$1,675
TENET ONLY					1.1935	\$1,800

SANTA CLARA COUNTY ACUTE CARE HOSPITALS
2001 OSHPD DATA

#	HOSPITAL NAME	TYPE	OWNER	BED SIZE	ALL PAYOR CMI	NET IP REV/DAY
1	STANFORD UNIVERSITY HOSPITAL	NON-PROFIT	STANFORD UNIVERSITY MEDICAL CENTER	300-499	1.8020	\$4,006
2	SANTA CLARA VALLEY MEDICAL CENTER	CITY / COUNTY	COUNTY OF SANTA CLARA	500+	1.1184	2,935
3	LUCILE S PACKARD CHLDRN HOSP AT STANFORD	NON-PROFIT	STANFORD UNIVERSITY MEDICAL CENTER	200-299	1.1241	2,863
4	SAN JOSE MEDICAL CENTER	INVESTOR	HCA - THE HEALTHCARE COMPANY	300-499	1.4550	2,223
5	COMMUNITY HOSPITAL OF LOS GATOS	INVESTOR	TENET HEALTHCARE	100-149	1.1917	1,903
6	GOOD SAMARITAN HOSPITAL	INVESTOR	HCA - THE HEALTHCARE COMPANY	300-499	1.1985	1,899
7	O'CONNOR HOSPITAL	NON-PROFIT	CATHOLIC HEALTHCARE WEST	300-499	1.1435	1,770
8	EL CAMINO HOSPITAL	NON-PROFIT	EL CAMINO HOSPITAL DISTRICT	300-499	1.1279	1,761
9	REGIONAL MEDICAL CENTER OF SAN JOSE	INVESTOR	COLUMBIA HCA	200-299	1.0078	1,634
10	ST. LOUISE REGIONAL HOSPITAL	NON-PROFIT	CATHOLIC HEALTHCARE WEST	50-99	0.9254	1,353

	CMI	NET IP REV/DAY
ALL HOSPITALS	1.2508	\$2,523
TENET ONLY	1.1917	\$1,903

SHASTA COUNTY ACUTE CARE HOSPITALS
2001 OSHPD DATA

#	HOSPITAL NAME	TYPE	OWNER	BED SIZE	ALL PAYOR CMI	NET IP REV/DAY
1	REDDING MEDICAL CENTER	INVESTOR	TENET HEALTHCARE	200-299	1.8969	\$3,182
2	PATIENT'S HOSPITAL OF REDDING	INVESTOR	JAMES D. TATE MD	1-49	1.2824	2,493
3	MERCY MEDICAL CENTER-REDDING	NON-PROFIT	CATHOLIC HEALTHCARE WEST	200-299	1.3951	2,088

	CMI	NET IP REV/DAY
ALL HOSPITALS	1.6106	\$2,649
TENET ONLY	1.8969	\$3,182

**STANISLAUS COUNTY ACUTE CARE HOSPITALS
2001 OSHPD DATA**

#	HOSPITAL NAME	TYPE	OWNER	BED SIZE	ALL PAYOR CMI	NET IP REV/DAY
1	DOCTORS MEDICAL CENTER MODESTO	INVESTOR	TENET HEALTHCARE	300-499	1.4210	\$2,623
2	STANISLAUS SURGICAL HOSPITAL	INVESTOR	STANISLAUS SURGICAL HOSPITAL	1-49	1.2637	2,320
3	MEMORIAL HOSPITAL MODESTO	NON-PROFIT	MEMORIAL HOSPITALS ASSOCIATION	300-499	1.2769	2,215

	CMI	NET IP REV/DAY
ALL HOSPITALS	1.3520	\$2,464
TENET ONLY	1.4210	\$2,623